

# Precision Rail Alumarail Residential Railing Systems - Quote Request Form


Date: \_\_\_\_\_ Sold to: \_\_\_\_\_ Contact: \_\_\_\_\_

Phone: \_\_\_\_\_ Fax: \_\_\_\_\_ Job Name: \_\_\_\_\_ Total Pages Faxed: \_\_\_\_\_


Email: \_\_\_\_\_ Ship to Address: \_\_\_\_\_

How did you hear about us (if you are a new customer): \_\_\_\_\_


<b>TOP RAIL:</b> <input type="checkbox"/> Series 200 (Flat) <input type="checkbox"/> Series 999 (Elliptical) <input type="checkbox"/> Series 375 (Square) <input type="checkbox"/> Series 400 (Wood Cap)	<b>BOTTOM RAIL:</b> <input type="checkbox"/> Series 100 (pickets) <input type="checkbox"/> Series 200 (glass & cable)	<b>RAIL HEIGHT:</b> <input type="checkbox"/> 36" <input type="checkbox"/> 42" <input type="checkbox"/> Custom	<b>STANDARD FINISH OPTIONS:</b> <input type="checkbox"/> White <input type="checkbox"/> Black <input type="checkbox"/> Bronze
<b>POST ATTACHMENT:</b> <input type="checkbox"/> Deck Mount (Top Surface) <input type="checkbox"/> Fascia Mount (Side Mount)	<b>INFILL:</b> <input type="checkbox"/> 1/4" Tempered Glass <input type="checkbox"/> 5/8" Square Picket <input type="checkbox"/> 1/8" Stainless Steel Cable	<b>FOOT RAIL:</b> <input type="checkbox"/> Yes <input type="checkbox"/> No	<b>PREMIUM FINISH OPTIONS:</b> <b>Anodized</b> <input type="checkbox"/> Clear <input type="checkbox"/> Black <b>Custom Color Match</b> <input type="checkbox"/> Contact Customer Service
<b>MOUNTING SURFACE:</b> <input type="checkbox"/> Concrete Slab <input type="checkbox"/> Wood <input type="checkbox"/> Composite over Wood <input type="checkbox"/> Waterproofed Surface <input type="checkbox"/> Other _____			



**200**



**999**




**375**



**400**

**Please use this box for basic layout drawings. Please include stair location, stair width, & corners that are not 45° or 90°.**



Customer Signature: \_\_\_\_\_ Date: \_\_\_\_\_